


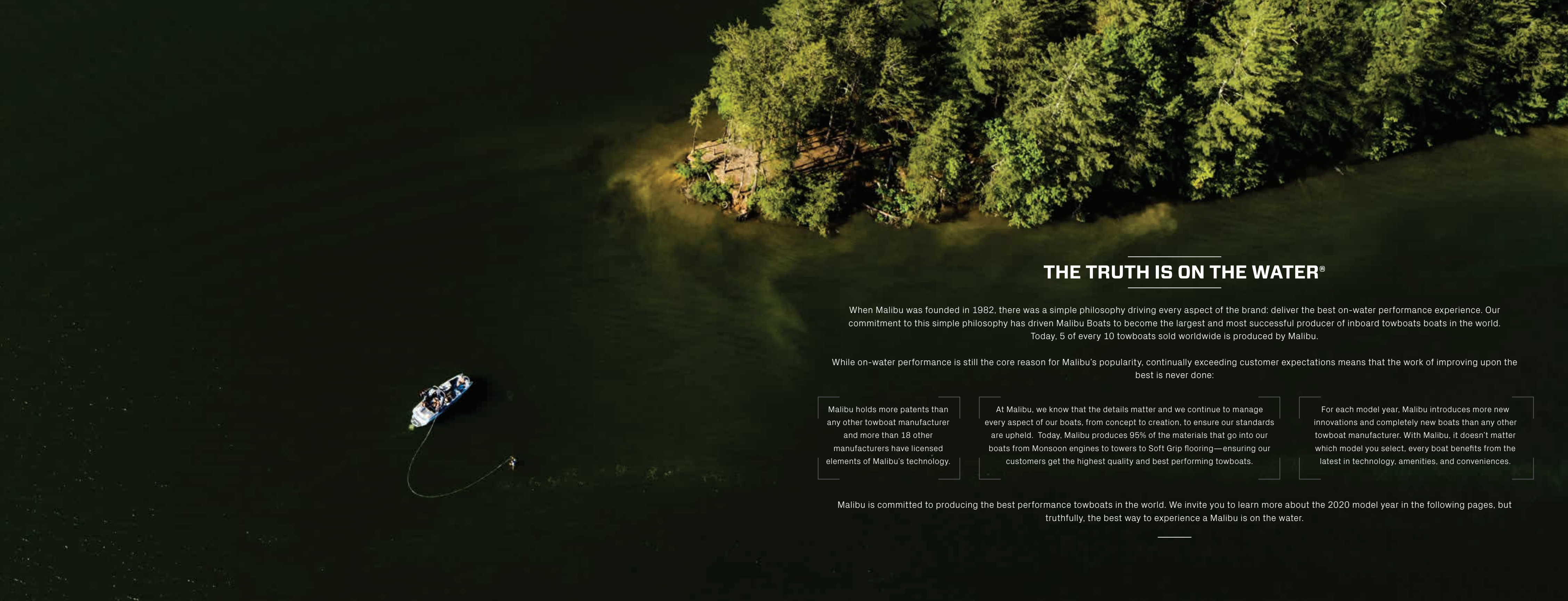


#THETRUTHISONTHEWATER® |   @MALIBUBOATS |  /MALIBUBOATS | MALIBUBOATS.COM

MALIBU BOATS // 2020







# THE TRUTH IS ON THE WATER®

When Malibu was founded in 1982, there was a simple philosophy driving every aspect of the brand: deliver the best on-water performance experience. Our commitment to this simple philosophy has driven Malibu Boats to become the largest and most successful producer of inboard towboats boats in the world. Today, 5 of every 10 towboats sold worldwide is produced by Malibu.

While on-water performance is still the core reason for Malibu's popularity, continually exceeding customer expectations means that the work of improving upon the best is never done:

Malibu holds more patents than any other towboat manufacturer and more than 18 other manufacturers have licensed elements of Malibu's technology.

At Malibu, we know that the details matter and we continue to manage every aspect of our boats, from concept to creation, to ensure our standards are upheld. Today, Malibu produces 95% of the materials that go into our boats from Monsoon engines to towers to Soft Grip flooring—ensuring our customers get the highest quality and best performing towboats.

For each model year, Malibu introduces more new innovations and completely new boats than any other towboat manufacturer. With Malibu, it doesn't matter which model you select, every boat benefits from the latest in technology, amenities, and conveniences.

Malibu is committed to producing the best performance towboats in the world. We invite you to learn more about the 2020 model year in the following pages, but truthfully, the best way to experience a Malibu is on the water.





CONTENTS

Handcrafted History	07	The Malibu Fleet	17	Crossover & Ski Series	63
Malibu Monsoon Engines	09	M240	19	Malibu Pro Team	73
Surf Gate	13	MXZ Series	25	Trailers	75
Power Wedge III	15	LSV Series	39	Towers	77
Command Center	15	LX Series	53	Options & Specs	83



# HANDCRAFTED HISTORY

## HAND CRAFTSMANSHIP FUSED WITH TECHNOLOGY & INNOVATION

In 1982 six waterskiers frustrated by a lack of innovation decided to take the inboard world into their own hands and Malibu Boats was born. Since then, innovation stemming from customer feedback has been our North Star. Today Malibu sells more towboats than anyone else on the planet because we have used 37 years of customer feedback to drive innovation. Our past innovations are the backbone of our future, which includes our ultra-intuitive mOS operating system in our brand-new Malibu Command Center, our Stern Turn™ thruster for easy maneuvering, our flip-down swim step and much more. We invite you to get on the water today through our award-winning dealer network and become a part of Malibu's future.

### A HISTORY OF CREATING MEMORIES

# 1982

#### 1984-1991

- '89 - Expanded production to Tennessee facility
- '89 - Euro-f3 Series ski boats, inspired by European car designs
- '91 - Industry's first swivel-head ski pylon

#### 1996-2001

- '96 - The Malibu Sport V-drive
- '98 - Debuted Wedge hydrofoil technology
- '98 - Multisport Diamond Hull
- '99 - Wakesetter becomes first wake board-specific boat
- '01 - MSCAN navigation system, with GPS
- '01 - Malibu beam jumps to 102 inches

#### 2005-2006

- '05 - 21 VLX named Towboat of the Year
- '06 - Electronic Power Wedge introduced

#### 2009-2010

- '09 - Malibu create Axis Wake Research brand to serve new customer demand
- '09 - MaliView, with a 6.5-inch multifunction screen
- '09 - CEO Jack Springer joins Malibu
- '09 - The G3 tower, designed and built in-house

#### 2015-2016

- '15 - Malibu Command Center™
- '15 - Malibu Trailers introduced
- '15 - Malibu introduces the most technological advances in one model year in the history of the watersports industry, including the Power Wedge II, Command Center, G4 Tower and a host of other industry-leading innovations

'16 - The M235 is introduced as Malibu's ultra-premium model and official towboat of the Evolution Pro Series

- '16 - Integrated Surf Platform wins Boating Industry's Top Product award
- '16 - Malibu's exclusive Surf Band gives you full control of your wave, speed and music while riding

#### 2019 MALIBU MONSOON ENGINES

Malibu introduces the M5Di, M6Di to bring you reliability, improved fuel economy, noise reduction, and unmatched performance

**Gx™ POWER TOWER** - Turn the dial to raise or lower the fully automatic new Gx Tower now with integrated clamping board racks.

**WIRELESS CHARGING** - Charge your phone without cords in up to three different spots on select models.

**BOW CAMERA** - Dock and trailer like a veteran. Just put it in "docking mode" and you can see where you're going.

### INNOVATION CONTINUES

# 2020



#### STERN TURN™

Drive your big boat like a small boat in any conditions with an integrated thruster that will get you into or out of tight places with ultimate control and speed up rider pick ups, increasing fun per hour.



#### MALIBU COMMAND CENTER™

The ultra-simple mOS Malibu Operating System does all the heavy lifting so you can concentrate on making memories.



#### MALIBU MONSOON® LT4™

Powered By GM MARINE®, This all-new 607HP engine delivers not only power, but torque for crisp wakes and endless waves.




#### FLIP-DOWN SWIM STEP™

A favorite of canines and humans alike, the flip-down swim step makes for easy access as well as a comfortable lounge area on those hot days. A patented innovation from our sister company Cobalt, now available on Malibu.

#### 1982 PERFORMANCE HULLS

Tailored to each model to create perfect waves and wakes right out of the box, backed by a lifetime warranty



#### 1993 ENGINES

Electronic Fuel Injected Monsoon V8 engines are the power behind the fun, backed by a full five-year warranty



- '93 - Computron, the watersports world's first onboard computer system
- '93 - (FibECS) Fiberglass Engine Chassis System
- '93 - Echelon, Boat of the Year

#### 2004 QUAD HARD TANK™ BALLAST SYSTEM

Setting the standard for factory ballast systems including the award-winning Maxballast™



- '04 - Gorilla fins added to V-drives
- '04 - 23 LSV becomes best-selling towboat of all time

**2012 SURF GATE®** Unparalleled wave making power with Malibu's patented and award-winning Surf Gate system.



'12 - Introduced Wake Plus Hull, designed specifically for Surf Gate

#### 2017-2018 '17 COMMAND WHEEL™

Command Wheel wins Innovation of the Year at WSIA Summit Leadership Awards



- '18 - Extended Bimini Introduced
- '18 - 23 LSV Wins Wakesurf Boat of the Year



# MALIBU MONSOON® ENGINES

## AWARD-WINNING PERFORMANCE, UNMATCHED RELIABILITY

The all-new Malibu Monsoon M5Di™ and M6Di™ were developed by Malibu for Malibu. Malibu builds these revolutionary new engines in its dedicated 70,000 square foot engine plant in Tennessee with input from industry leading partners like GM® Marine, Roush®, Davinci®, and McLaren Engineering®.

### PERFORMANCE

Combined with torque-multiplying custom gear ratios for every boat model, the Monsoons have an ideal torque curve that hits its peak at watersports RPMs for better hole shot and unequalled power.

### RELIABILITY

Over 5,000 hours dedicated to reducing failure points and designing custom-made parts. Our exclusive FeAD™ system puts maintenance components at the front of the engine where they are accessible. Ultimate reliability is knowing it is built by the same company that built you boat and covers it with a full factory 5 year warranty.

### FUEL ECONOMY

Cutting-edge Direct Injection technology delivers precise fuel quantities to the combustion chamber, which means your engine burns gas more efficiently. Our M5Di and M6Di are the cleanest burning engines in the towboat industry, both achieving CARB's 5 Star rating, while our LT4 is the only high output engine to obtain CARB's 4 Star certification.

### NOISE REDUCTION

The best thing you can do for your sound system is make a quieter engine, so that's what we did. Noise, vibration and harshness were all reduced so you can have a conversation while running down the lake.

M5Di

M6Di

#### MALIBU MONSOON M5Di

5.3L DIRECT INJECTED  
TORQUE - 400 FT-LBS @ 3800 rpm  
POWER - 360 HP @ 5600 rpm



#### MALIBU MONSOON M6Di

6.2L DIRECT INJECTED  
TORQUE - 460 FT-LBS @ 3800 rpm  
POWER - 430 HP @ 5600 rpm



## MALIBU MONSOON LT4


6.2L DIRECT INJECTED  
TORQUE - 606 FT-LBS @ 3800 rpm  
POWER - 607 HP @ 5600 rpm



The only supercharged  
towboat engine with  
4 Star Emissions

5  
YEAR  
FULL  
FACTORY  
WARRANTY

The Industry's Best  
Marine Warranty





# INTEGRATED SURF PLATFORM™

## I.S.P.

When Malibu introduced the revolutionary and industry changing Surf Gate it was just the beginning of an evolution in design, engineering and innovation. Malibu's I.S.P. is an unrivaled wave creating system that features the iconic Surf Gate, Power Wedge III, Quad Hard Tank Ballast and MLS6 Ballast on the M240 (shown) to create a perfect wave all controlled by the surfer with Surf Band.

Malibu's I.S.P. is the industry's leading surf system for a reason – get out on the water and see for yourself what makes it the best.

### POWER WEDGE® III

Malibu's exclusive Power Wedge III reverse hydrofoil is one of the biggest keys to creating and customizing a world-class wake or wave behind your Malibu. It provides unmatched versatility that allows first-timers to seasoned pros to dial in a wake or wave that's perfectly sized and shaped.

### SURF GATE®

If you have ever experienced Malibu's patented Surf Gate or new Surf Gate Fusion, you've seen what a marvel it is. Creating a perfectly shaped, glassy wave from the back of your boat is nothing short of amazing, especially when you only have to press one button on the mOS Command Center to deploy it. Surf with ease knowing that each model was designed and fit with model specific Surf Gates, not just a one size fits all approach.

### HARD TANK BALLAST

One of the most powerful pieces of the wake-making and wake-shaping system, making sure your wake and wave always have the perfect Malibu shape and push.

### MALIBU COMMAND CENTER™

Engage the entire I.S.P. system in a touch of a button with the Malibu Command Center. New for 2020, the mOS (Malibu Operating System) is the most intuitive touch screen interface making it the easiest to use in the history of watersports.



# SURF GATE®

BUILT ON A FOUNDATION OF SURF

Malibu's patented Surf Gate creates a never-ending set of glassy waves so you won't spend a second paddling. Malibu reinvented what is possible in watersports with Surf Gate and it remains a key reason why more people choose Malibu over any other brand. Surf Gate generates a perfectly formed wave with ideal height on either side of the boat at the touch of a button on your Malibu Command Center. Welcome to your new obsession.



## SURF BAND®

Put the power to control your ride on your wrist with our Patented Surf Band. Now the rider can control Surf Gate transfers, Power Wedge III position, set speed and tower speaker volume so every ride is the perfect ride.



# ALL-NEW SURF GATE® FUSION

BUILT ON A FOUNDATION OF SURF

Designed exclusively for the all-new 2020 Malibu M240, Surf Gate Fusion is integrated directly into the Wake-Plus Hull for a sleeker and stealthier design while creating the industry's best surf wave -- waves that our pro team calls "the best we've ever seen" and "need to be experienced to be believed."





# POWER WEDGE® III & STERN TURN™

BUILT ON A FOUNDATION OF SURF

The industry leading Power Wedge III allows you to add the equivalent of 1,500 pounds of extra ballast instantly – something no other brand can offer. The reverse hydrofoil design delivers a bigger, steeper wake and wave, or you can set it to be more mellow for a totally different feel. Power Wedge III also automatically works in Lift Mode to give your Malibu a boost getting on plane faster, and can also be programed into rider presets to mellow your wake and wave for beginner riders.

## ALL-NEW STERN TURN™

Maneuver your boat to turn on a dime with this integrated thruster for easier-than-ever docking and trailering. Use in sync with the Power Wedge for 30% quicker rider pick up times and more stability in all water conditions increasing your fun per hour.

# MALIBU COMMAND CENTER™

ALL-NEW mOS & DASH DESIGN

The new 2020 mOS (Malibu Operating System) was specially designed to put the information the driver needs in the optimal location with easy to read graphics. The screen has never looked better, featuring 4X higher resolution that are 30% brighter. Over The Air updates will keep the system up to date and fresh for years to come.

Also, the new, integrated Android infotainment system brings the power of a cell phone into the dash. Now you can access your most important Apps, from music to weather, without the distraction of your phone. And with 4x faster boot up time, you will get underway sooner to enjoy all your new Apps!

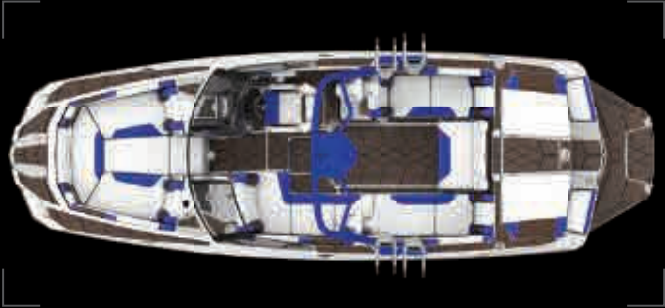


# MODELS

## FIND YOUR PERFECT BOAT

Pick your size. Pick your style. Pick your perfect on-water experience. Malibu has it all. Each boat was intentionally designed to bring you, your family, and your friends an unbeatable day on the water packed with surfing, wakeboarding, waterskiing, cruising, and spending time with one another.


### M SERIES



#### M240


FUEL	86 gal/325.5L
LENGTH	24'7.32m
WEIGHT	7,500 lbs./3,402kg
BEAM	102"/2.59m
HULL TYPE	Wake Plus
DRAFT	32"/0.81m
TORQUE	606ft-lbs.
CAPACITY	17 people
MAX BALLAST	4,700 lbs.*

### MXZ SERIES




#### 24 MXZ

FUEL	77 gal/291.4L
LENGTH	24'5"/7.44m
WEIGHT	5,500 lbs./2,495kg
BEAM	102"/2.59m
HULL TYPE	Wake Plus
DRAFT	32"/0.81m
TORQUE	400-606ft-lbs.
CAPACITY	18 people
MAX BALLAST	4,830 lbs.*



#### 23 MXZ


FUEL	58 gal/219.5L
LENGTH	23'/7.01m
WEIGHT	5,400 lbs./2,449kg
BEAM	102"/2.59m
HULL TYPE	Wake Plus
DRAFT	32"/0.81m
TORQUE	400-606ft-lbs.
CAPACITY	16 people
MAX BALLAST	4,440 lbs.*



#### 22 MXZ

FUEL	48 gal/181.7L
LENGTH	22'5"/6.68m
WEIGHT	5,200 lbs./2,359kg
BEAM	102"/2.59m
HULL TYPE	Wake Plus
DRAFT	27"/0.69m
TORQUE	400-460ft-lbs.
CAPACITY	15 people
MAX BALLAST	4,440 lbs.*

### LX SERIES



#### 21 MLX


FUEL	48 gal/181.7L
LENGTH	21'/6.4m
WEIGHT	4,500 lbs./ 2,041kg
BEAM	98"/2.49m
HULL TYPE	Wake Plus
DRAFT	27"/0.69m
TORQUE	400-460ft-lbs.
CAPACITY	14 people
MAX BALLAST	3,950 lbs.*

### LSV SERIES



#### 25 LSV

FUEL	87 gal/329.3L
LENGTH	25'/7.62m
WEIGHT	5,600 lbs./2,540kg
BEAM	102"/2.59m
HULL TYPE	Wake Plus
DRAFT	32"/0.81m
TORQUE	400-606ft-lbs.
CAPACITY	18 people
MAX BALLAST	4,810 lbs.*



#### 23 LSV

FUEL	65 gal/246L
LENGTH	23'/7.01mm
WEIGHT	5,100 lbs./2,313kg
BEAM	102"/2.59m
HULL TYPE	Wake Plus/Diamond
DRAFT	27"/0.69m
TORQUE	400-606ft-lbs.
CAPACITY	15 people
MAX BALLAST	4,240 lbs.*



#### 22 LSV

FUEL	48 gal/181.7L
LENGTH	21'11"/6.65m
WEIGHT	4,900 lbs./2,223kg
BEAM	102"/2.59m
HULL TYPE	Wake Plus/Diamond
DRAFT	27"/0.69m
TORQUE	400-460ft-lbs.
CAPACITY	14 people
MAX BALLAST	4,210 lbs.*

### CROSSOVER SERIES




#### 20 VTX

FUEL	39 gal/148L
LENGTH	20'/6.10m
WEIGHT	3,950 lbs./1,792kg
BEAM	98"/2.49m
HULL TYPE	Cut Diamond
DRAFT	27"/0.69m
TORQUE	400-460ft-lbs.
CAPACITY	11 people
MAX BALLAST	3,584 lbs.*



#### TXi

FUEL	40 gal/151.4L
LENGTH	20'6"/6.25m
WEIGHT	3,100 lbs./1,406kg
BEAM	95"/2.41m
HULL TYPE	T Cut Diamond
DRAFT	22"/0.56m
TORQUE	400-460ft-lbs.
CAPACITY	Open Bow 7 Closed Bow 5



#### 21 VLX

FUEL	48 gal/181.7L
LENGTH	21'/6.4m
WEIGHT	4,200 lbs./1,905kg
BEAM	98"/2.49m
HULL TYPE	Wake Plus/Diamond
DRAFT	27"/0.69m
TORQUE	400-460ft-lbs.
CAPACITY	13 people
MAX BALLAST	3,690 lbs.*

\*MAX BALLAST includes four hard tanks, Power Wedge III and approved Plug 'n Play bags (see dealer). MLS6 on M240 include 6 hard tanks, PW3, no Plug 'n Play bags needed"



# ALL-NEW M240

## M-SERIES

The undisputed flagship of the iconic Malibu brand, this completely new 24-foot luxury wake machine delivers the highest level of comfort, convenience, technology and wake performance available today. The M240 is designed for boaters that are never willing to compromise on luxury and performance, providing even the most discerning boaters with the best Malibu and the tow boat industry has to offer.

The new M-Line Hull with ample freeboard provides an undeniable presence on the water that is unrivaled in the industry. The M240 is the only boat in the Malibu line-up to feature the new and exclusive Surf Gate Fusion that was engineered to integrate into the hull for an even sleeker design and stealthier deployment, creating a jaw-dropping, custom surf waves for every rider. This deep hull carves out pro-quality wakeboard wakes to leave everyone in the boat inspired. You simply have to experience this luxury engineering marvel for your yourself to understand why it's Malibu's flagship.





ALL-NEW M240





# ALL-NEW M240

## M-SERIES

Befitting its position at the top of the line, the M240 brings extraordinary new features like the fast filling MSL6 Ballast that fills in under three minutes and Surf Gate® Fusion which is integrated into the exclusive new M-Line Hull for the largest and cleanest surf swells in the wake boat industry. In true Malibu fashion, wakeboard wakes are just as ideal with consistently clean faces and perfect shape no matter the conditions. And there's much more. Boasting the longest list of standard features in the Malibu model lineup, the M240 comes standard with forward and reverse cameras, the flip-down swim step, an ultra-plush lounge and a walk-over transom. Another exclusive, the Wet Sounds Ultra-Premium M240 Stereo Package is the next level of clean, crisp sound that will amaze even the most discerning audiophiles, boasting over 7,000 watts of drive, two custom enclosed subwoofers, and the most digitally tuned speakers in the Malibu fleet, optimizing your experience no matter where you sit. If you are looking for the most jaw-dropping, awe-inspiring, luxurious wake boat on the water today, the M240 is the luxury wake boat for you.



### FEATURES

- Malibu Monsoon LT4
- Extended Awning
- Premium Windshield with Air Vents
- Yeti Cooler on Slide Track
- Malibu Multi View Wake Bench™
- 6 Tank ballast with High Flo Pumps
- Fills in under 3 mins
- Windblock Door/Lean Back
- CNC Stitching
- Stern Turn™
- Luxury Helm with impressive billet features
- Wireless Charging (3 locations)
- Surf Gate Fusion
- Power Wedge III
- Flip-Down Swim Step
- RGB Accent Lights
- Power Helm Seat
- Hidden Speakers
- Ported Sub Boxes with Wetsounds 12" Subs

**1.** Deep Bow seating for 4 | **2.** Premium Wet Sounds Stereo package with custom automotive-styled speaker covers, Charging Stations, Cup Holders, and Plush Seating for the Ultimate Lounge | **3.** All-New Sliding Yeti Cooler for Easy Access to Hydration | **4.** New Ergonomic Sport Dash Featuring mOS





---

# MXZ WAKESTTER SERIES

22 MXZ | 23 MXZ | 24 MXZ

---

The bow and wakes are the stars in this progressive series. The 22 and 24 MXZ have been favorites for years and for 2020 the all-new 23 MXZ joins the line by popular demand. Look for precision maneuverability, a walk-over transom and maximum forward space with these watersports powerhouses.

From the keel back, Malibu's picklefork bows have the exact same running surface as their traditional bow counterparts. You can count on clean, perfectly formed wakes and waves at the touch of a button from the MXZ line thanks to Malibu's Wake Plus Hull. Maximized wakes, maximized performance and maximized bows make the MXZs some of the most popular boats in the Malibu family.





24 MXZ WAKESETTER





# 24 MXZ

## WAKESETTER

The most spacious award in the Malibu MXZ line belongs to the 24 MXZ. This 24' 5" beast delivers all the wake performance of other flagship Malibus with a bow so big your crew will be begging to get up there. The captain controls everything in the 24 MXZ with the all-new Malibu Command Center complete with backup and docking cameras as well as Malibu's new Stern Turn, which lets you control this big boat in the tightest spaces in any conditions. Dripping with luxury and tech, if you're looking for the biggest of the big bows and incredible wake performance, your search is over.



### FEATURES

- Incredible space & agility
- Seating for 18
- Wake Plus Hull
- Folding bow ladder
- MaxBallast L-Shaped Tanks
- Plug 'n Play Ballast (opt)
- Standard Monsoon M6Di engine
- All-New Malibu Command Center Powered by mOS
- Rear-Facing Wake View bench seat (OPT)
- Plush wraparound upholstery
- Transom walkthrough
- Standard G3.5 Tower
- Digitally Tuned Zoned Audio
- Stern Turn Docking and Maneuvering System (opt.)
- Dual 12" Subs (opt.)

1. Spacious Pickle-Fork Bow Featuring a Fold-Out Bow Ladder | 2. Malibu Wake View Bench Seat to Watch the Action | 3. Plentiful Deep and Long Storage | 4. Transom Seating with Speaker and Music Controls





ALL-NEW 23 MXZ WAKESETTER





# ALL-NEW 23 MXZ

## WAKESETTER

All new for 2020, the 23 MXZ dominates the mid-size big-bow market with the latest Malibu tech perfectly meshed with legacy Malibu wake and wave performance. Plush seating for 16 with a huge picklefork bow and the Malibu Multi View Bench Seat give the 23's crew a luxury experience that's complemented by numerous charging ports and cup holders. The 23 MXZ hull offers the perfect blend of maneuverability and the Malibu big wake and wave performance you know and love. Built for the way you boat, the all-new 23 MXZ has arrived.



### FEATURES

- Incredible space & agility
- Seating for 16
- Wake Plus Hull
- MaxBallast L-Shaped Tanks
- Plug 'n Play Ballast (opt.)
- Standard Monsoon M5Di engine
- All-New Malibu Command Center Powered by mOS
- Plush wraparound upholstery
- Transom walkthrough
- Standard G3.5 Tower
- Digitally Tuned Zoned Audio
- Malibu Multi View Bench Seat (opt.)
- Stern Turn Docking and Maneuvering System (opt.)
- Dual 12" Subs (opt.)

1. Bow Featuring Phone Holders, Speakers, & Cup Holders | 2. Storage, Phone Holders, Charging Ports | 3. Lounge Area with Plush Seating & Multiview Bench Seat | 4. Rear Walk Through with New Malibu Soft Grip Flooring





## 22 MXZ WAKESETTER





# 22 MXZ

## WAKESETTER

Only small in length, the 22 MXZ sports the same 102” beam and Malibu innovations as its bigger brothers, but this compact package tows, docks and maneuvers in tight spaces with ease. The surprisingly spacious picklefork bow maximizes forward space while the all-new Malibu Command Center makes the 22 MXZ easier than ever to control from the helm. Malibu’s wake tech makes the most of the 22 MXZ’s dynamic hull with innovations like Power Wedge III, which adds 1,500 pounds of displacement to make a perfect wake and wave. All this tech, comfort and performance combine to make the 22 MXZ the most popular boat in its category.



### FEATURES

- Amazing agility
- Seating for 15
- Wake Plus Hull
- Folding bow ladder
- All-New Malibu Command Center Powered by mOS
- Standard Malibu Monsoon M5Di
- MaxBallast L-Shaped Tanks
- G3.5 Tower
- Digitally Tuned Zoned Audio
- Plug 'n Play Ballast (opt.)
- Plush wraparound upholstery
- Rear facing wake view bench (opt.)
- Stern Turn docking and maneuvering system (opt)

1. Pickle-Fork Bow Seating for Forward or Rear Facing | 2. Mojave Lounge with Modern Amenities Like an Easy-Access Trash Bin | 3. Comfortable Helm Seat with Integrated Bolster | 4. Flip-Down Swim Step for Ease of Entry





---

# LSV WAKESETTER SERIES

22 LSV | 23 LSV | 25 LSV

---

The series Malibu Boats was built on, the LSV offers sleek traditional bow styling with luxurious upholstery, a rock-solid wake and wave as well as next-level Malibu 2020 technology to pull it all together. The traditional bow shape cuts through the waves for a smooth, enjoyable ride. The LSV series is anchored by the legendary 23 LSV—the best-selling towboat of all time—and fills out the series with the compact 22 and the larger and luxurious 25.





## 25 LSV WAKESETTER





# 25 LSV

## WAKESETTER

Built for the big crew, this 25-foot wake machine has an 18-person capacity and an ultra-smooth ride thanks to its deep V keel, sleek traditional bow and Wake Plus Hull. The footprint is based off the best-selling towboat in history—the 23 LSV—and includes an over-sized lounge with premium interior. The all-new Malibu Command Center is simpler and more intuitive than ever before and the Malibu Multi View Bench Seat™ converts the lounge into a dining area or wake stadium in seconds. Maneuver into or out of tight spaces like a pro with Malibu’s new Stern Turn. And don’t forget the wake and wave. With well over two tons of available ballast and Malibu’s patented wake innovations, the 25 LSV brings wake and wave performance that will blow your mind in a package that will make you forget the dock even exists.



### FEATURES

- Maximum space & agility
- Seating for 18
- Wake Plus Hull
- All-New Malibu Command Center Powered by mOS
- Standard Monsoon M6Di engine
- Plush wraparound upholstery
- Standard G3.5 Tower
- Digitally Tuned Zoned Audio
- Storage/Cooler Locker
- MaxBallast L-Shaped Ballast Tanks
- Malibu Multi View Bench Seat (opt.)
- Plug 'n Play Ballast (opt.)
- Dual 12” Subs (opt.)
- Stern Turn Docking and Maneuvering System (opt.)

1. Traditional Bow Styling and Matching Deck Trac | 2. Sepia Interior with Phone Holders and Surround Sound | 3. Malibu Multi View Bench Seat with 8 Favorite Positions | 4. Flip-Down Arm Rest for Ultimate Relaxation in the Bow



1



2



3

4





23 LSV WAKESETTER





# 23 LSV

## WAKESETTER

The icon. The standard setter. The best-selling inboard boat of all time and winner of the 2018 Riders Choice Wakesurf Boat of the Year. The 23 LSV lives up to (and exceeds) the hype with a classic layout in a just-right size that you and 15 friends will love. Opt for the Diamond Multisport Hull to get a balance between smooth slalom wakes and meaty wakeboard ramps or go hardcore board sports with the Wake Plus Hull and the Integrated Surf Platform. Either way, the 23 LSV will bring your summer to the next level with a perfect balance of style, performance and intuitive tech.



### FEATURES

- Seating for 15
- Deep storage throughout
- All-New Malibu Command Center Powered by mOS
- Standard Malibu Monsoon M5Di
- MaxBallast L-Shaped Tanks
- Plush wraparound upholstery
- G3.5 Tower
- Digitally Tuned Zoned Audio
- Wake Plus or Diamond Multisport Hull
- Plug 'n Play Ballast (opt.)
- Rear-Facing Wake View bench seat (opt.)
- Dual 12" Subs (opt.)
- Stern Turn docking and maneuvering system (opt)

1. Classic Bow Seating with filler Cushion Featuring Fold-down Armrests | 2. Flip the Wake View Bench Around to Watch the Riders | 3. Wrap-Around Luxurious Interior Lounge | 4. Surround Sound Speakers and Plentiful Storage



1



2



3



4



22 LSV WAKESETTER





# 22 LSV

## WAKESETTER

Based on the design of the best-selling towboat in history—the 23 LSV—the 22 LSV brings all the same wake performance, traditional-bow style and Malibu tech to a more compact footprint. The traditional bow shape looks amazing in profile and cuts through rough water for a smooth ride no matter the conditions. Choose between the surf and wakeboard-centric Wake Plus Hull or the Diamond Multisport Hull, which adds slalom into the mix. You can’t lose with this modern classic.



### FEATURES

- Amazing agility
- Seating for 14
- All-New Malibu Command Center Powered by mOS
- Standard Malibu Monsoon M5Di
- Wake Plus or Diamond Multisport Hull
- Traditional bow
- Plush wraparound upholstery
- G3.5 Tower
- Digitally Tuned Zoned Audio
- Power Helm Seat (opt.)
- Hot-Water Shower (opt.)
- Stern Turn docking and maneuvering system (opt)
- Rear-Facing Malibu Wake View Bench Seat™ (opt.)

1. Malibu Wake View Bench | 2. Pick Your Custom Beading to Accent Throughout | 3. Malibu Command Center with New mOS and Malibu Command Wheel | 4. Comfortable, Traditional Bow with Surround Sound Speakers





---

# LX WAKESETTER SERIES

21 MLX | 21 VLX

---

The LX series brings all the wake performance of the higher-end Malibus to a clean, scaled-back look and feel that delivers exceptional value. Available at 21 feet with a picklefork and traditional bow option, the LX series is the most economical way into the Malibu family.





## 21 MLX WAKESETTER





# 21 MLX

## WAKESETTER


Born from the insanely popular 21 VLX, the 21 MLX provides customer with a spacious picklefork bow. The 21 MLX can be perfectly optioned to match your needs, so you get the coveted Malibu name on a boat that does exactly what you need it to do. The 21 MLX starts out as a great all-around towboat and cruiser, but you can unlock its wakeboard and surf potential by opting for all of Malibu’s wake innovations. Either way, you’re getting a spacious picklefork bow, the all-new Malibu Command Center and a host of standard features at one of the best values in the Malibu line.



### FEATURES

- Incredible Malibu value
- Seating for up to 14
- Wake Plus Hull
- All-New Malibu Command Center Powered by mOS
- Standard Malibu Monsoon M5Di
- Pickle-fork bow
- G3.5 Tower
- Bimini top
- Canvas cover
- Matching Malibu Trailer

1. Stylish Pickle-Fork Bow Seating | 2. Pop-Up Ski Pylon Conveniently Tucked in Sun Pad Transom | 3. Stylish Interior for Seating Up to 14 | 4. Interior Lighting Accents and Surround Sound Speakers





21 VLX WAKESETTER





# 21 VLX

## WAKESETTER


One of the wake boats Malibu's name was built on, the traditional-bow 21 VLX is all about versatility, convenience and value. Versatility means you can choose your hull based on the sports your family likes most. If you're all about surfing and wakeboarding you can choose the Wake Plus Hull. If slalom is your focus, you can go with the Diamond Multisport Hull for softer wakes. The 21 VLX gives you the option to take your boat from a solid all-around cruising and sport boat to a wake and surf machine with all of Malibu's patented wake technology at your disposal. You decide what works for you and we make it happen.



### FEATURES

- Incredible Malibu value
- Seating for 13
- Wake Plus or Diamond Multisport Hull
- All-New Malibu Command Center Powered by mOS
- Standard Malibu Monsoon M5Di
- Traditional bow design
- G3.5 Tower
- Bimini top
- Canvas cover
- Matching Malibu Trailer

1. Wrap-Around Bow Seating with Filler Cushion | 2. Custom Malibu Soft Grip Styling | 3. Luxury Helm Seat with Integrated Bolster | 4. G3.5 Tower with optional Wet Sounds Tower Speakers





# SKI & CROSSOVER SERIES

## ALL-NEW RESPONSE TXi & 20 VTX

Malibu's roots are in tournament waterskiing, and this solid foundation shows through in the smooth, passable wakes of the Response TXi and 20 VTX. Built for the slalom-obsessed, the Response TXi is for the hardcore skier who wants an unflinching pull to the next personal best. The 20 VTX toes the line between surf, wakeboard and slalom unlike anything else on the water today.





**ALL-NEW RESPONSE TXi WATERSKI**





# ALL-NEW RESPONSE TXi

## WATERSKI

Built with slalom innovations that show through in every detail, the Response TXi delivers the most precise, consistent pull available today. The tournament-approved Malibu T-Cut Diamond Hull™ has 13 world records to attest to that. Choose either an open or closed bow and enjoy Malibu luxury and convenience with details like soft-grip flooring, transom gear storage, removable rear jump seats, gunwale ski storage and all-new styling. The Malibu Open edition includes a 7-inch touch screen with Zero Off 3 Event Speed Control with color display and billet aluminum accents. If you're looking for the best three-event boat the world has to offer, look no further.



### FEATURES

- |   |                                 |                               |   |
|---|---------------------------------|-------------------------------|---|
| - Record-setting T-Cut Diamond Hull             | - Lifetime hull warranty        | - Malibu Open Edition badging | - Billet aluminum accents throughout                |
| - Standard Malibu Monsoon M5Di                  | - Designed for all skill levels | - 7-inch touch screen         | - Zero Off 3 Event Speed Control with color display |
| - Traditional Closed Bow or Seven-Seat Open Bow | - Malibu Open Edition (opt.)    |                               |   |

1. Open Bow TXi for Additional Comfort Seating | 2. Malibu Monsoon M6Di Engine with Unmatched Performance | 3. Deep Ski Storage in Walkthrough | 4. Custom Malibu Soft Grip Throughout the Interior





## 20 VTX WAKESETTER





# 20 VTX

## CROSSOVER

At only 20 feet, the all-new 2020 VTX is fun to drive, simple to trailer and easy to store. It's equal parts slalom, wakeboard and surf in a package this is all Malibu. This is a multisport boat with the Wakesetter name, which means it can be equipped with all of Malibu's wake technology for a solid wakeboard and surf experience. For slalom, the unique Cut Diamond Multisport Hull creates soft wakes at higher speeds. Opt for the forward-justified TXi tower so your line swings unobstructed from side to side and the center-mounted ski pylon for the most consistent tow available in a multisport boat. An all-around crowd pleaser and all-new for 2020, you can't go wrong with the compact and versatile 20 VTX.



### FEATURES

- Easy to trailer and garage
  - Seating for 11
  - Cut Diamond Multisport Hull, only available on the 2020 VTX
- All-New Malibu Command Center Powered by mOS
  - Standard Malibu Monsoon M5Di Engine
  - Traditional Bow Design
- Center-pull ski pylon
  - G3.5 Tower
- Removable center-pull ski pylon (opt.)

1. Sporty, Ergonomic Command Center and Helm Seat | 2. Traditional Bow with New Surrounding Malibu Soft Grip | 3. Deep, Uninterrupted Storage Space | 4. Pop-Up Ski Pylon for One of Three Ski Pylon Options





# MALIBU ATHLETES

## MEET THE TEAM

These 22 men and women compete around the world and count on Malibu to consistently give them their best sets on the water. Whether skiing, wakeboarding or wake surfing, Malibu Boats and Malibu athletes set the pace.

Luca Kidd | @luca\_kidd



Professional Wakeboarder

Massi Piffaretti | @massipiffa



Professional Wakeboarder

Jordan Wolfe | @wolfe.jordan



Professional Wakesurfer

Chad Sharpe | @chadsharpe



Professional Wakeboarder

Cassidy Gale | @cassidygale



Professional Wakesurfer

Regina Jaquess | @regina\_jaquess



Professional Waterskier

Raph Derome | @raphderome



Professional Wakeboarder

Oli Derome | @oliderome



Professional Wakeboarder

Jeff Langley | @jefflangley\_



Professional Wakeboarder

Thomas Degasperi | @this\_is\_tgas



Professional Waterskier

Brian Grubb | @briankgrubb



Professional Wakeskater

Lewy Watt | @lewy\_watt



Professional Wakeboarder

Parker Siegle | @parkersiegle



Professional Wakeboarder

Stacia Banks | @staciabank



Professional Wakesurfer

Tarah Mikacich | @tarahmik



Professional Wakeboarder

Cobe Mikacich | @cobemik



Professional Wakeboarder

Will Asher | @willasher



Professional Waterskier

Rocker Steiner | @rocker\_steiner



Junior Wakeboarder

Jamin Brown | @Ben.Brown03



Junior Wakeboarder

You Hamazaki | @you\_hamazaki



Junior Wakeboarder

Sanghyun Yun | @Russell.wake



Professional Wakeboarder

Toshiki Yasui | @tojodaddy



Professional Wakeboarder



# MALIBU TRAILERS

## PREMIUM BUILT & CUSTOMIZABLE

Built with the customer in mind from the first thought, Malibu Trailers are designed to be a seamless extension to your boat in look and feel. We know it's not just important to look good on the water, it's important to look good on the road and at the ramp as well from illuminated logos to color-matched wheel inserts.

Since Malibu's trailers are built in-house, they are covered under your Malibu warranty and they come at a significant cost savings compared to other brands. Each trailer is custom-fit to each model so your hull is safe and secure whether you drop your boat in once a year or trailer every weekend.

### TAILOR YOUR TRAILER

#### Optional Hand Brakes



The next level of control

#### Transom Straps



For long-haul towing

#### Malibu Soft Grip Throughout



Malibu soft grip ensures easy movement around your trailer

#### Depth Alarm



Tells you when your trailer is at the perfect depth for loading





# MALIBU Gx™ TOWER

## A BETTER TOWER BUILT BY US FOR YOU

With an effortless turn of a dial, raise or lower the fully automatic Gx Tower featuring clamping board racks. The Gx is a back saver as well as a time saver that accomplishes Malibu's number one goal: improving your time on the water. Both our Gx and G3.5 towers are built in house to deliver the very best in quality, design and performance.




**Clamping Board Racks**  
one set standard,second set optional

**Tower Power Control**

**Wet Sounds® REV10" Speakers**  
optional

**Gx TOWER**



Available Colors

The Gx Tower took a giant leap forward in technology and convenience: Fully powered raising and lowering. Mix and match up to 6 colors on the hoop for that custom look.

**G3.5 TOWER**



Available Colors

The Malibu standard, G3.5 Tower is fully loaded with board racks and speakers and only needs one person to raise or lower.

**All-New Malibu Extended Awning**



Now everyone has it made in the shade. This easy to set-up extended awning will keep your whole crew cool.

**Tower Speakers : Icon 8, Rev 8 or Rev 10**



Load your tower with two or four Icon 8, Rev 8 or 10 speakers to get the whole crew dancing on the boat. Even the surfer will have fun controlling the speakers with Surf Band.




# V-DRIVE BENEFITS

## THE SAFEST FOR TOWBOATS AND RIDERS

Malibu has used V-Drive propulsion for more than 20 years because it's the safest, most stable configuration for towboats and riders, and because it consistently delivers the best quality wake and wave possible. On a V-Drive, the propeller is located under the boat, while traditional stern drives (I/Os) place the prop at the rear of the boat, perilously close to riders. Wakesurfing should never be attempted on a boat with an outboard motor because of the inherent danger of the propeller's proximity to the surfer, and most stern drives have an exposed prop as well. V-Drive propulsion puts the rider and driver at ease knowing the prop is positioned under the hull, well away from the surfer.

In addition to its safety advantages, the Malibu V-Drive delivers the stable tracking of inboard running gear like Malibu's Gorilla Fins, which help the boat keep its line in rough water and counteract the force of a wakeboarder or skier edging side to side. V-Drives also have a very shallow draft (the depth of the hull and underwater gear) so they are ideal for beaching or going through areas of shallow water like canals and boat ramps where the Forward Drive system can't reach. Malibu is and will continue to be a line of V-drive boats because of the propulsion system's inherent advantages for towed watersports.





# 5 YEAR FULL FACTORY WARRANTY

## THE INDUSTRY’S BEST MARINE WARRANTY

We back our boats as strong as we build them with an industry best 5 full years of factory warranty\*. At Malibu, our push for vertical integration means we control and maintain high quality standards though our products from concept to delivery to you, the customer. Our dealers are factory trained and the best in the business so you can rest assured should the need arise, You’re Covered!

### PATENTED CHASSIS PERFORMANCE

The patented Fiberglass Engine Chassis System (FibECS) is one of Malibu's most important structural innovations. Though it rests unseen at the core of the boat, FibECS contributes greatly to the smooth, vibration-free ride you will experience in your Malibu boat. Through-bolting the engine to the FibECS spar makes a stronger hull, and its molded air induction system directs fresh air to the engine intake for optimal performance. The result is a boat so solid we give the hull a lifetime full factory warranty.

### HIGH IN FIBER

Malibu creates the strongest hulls in the towboat industry by using the highest-grade materials and the most complex application protocols. Our proprietary hand-rolled skin coat process promotes a cleaner, more precise fit and finish than our competitors. We also reinforce each hull with additional high-durability fiberglass material for a quieter, smoother ride with greater stability.


# PREMIUM COLORS

## MORE CUSTOMIZATION THAN ANYONE

Customize your Malibu with our premium gel coat, vinyl, Soft Grip, and decal options.

### METALLIC GEL COLORS

OPTIONS



- |                               |                           |
|-------------------------------|---------------------------|
| 1. Machine Silver Metallic    | 9. Cherry Wine Metallic   |
| 2. Gunmetal Graphite Metallic | 10. Zephyr Blue Metallic  |
| 3. Tuscan Gold Metallic       | 11. Dark Blue Metallic    |
| 4. Ebony Bronze Metallic      | 12. Vapor Blue Metallic   |
| 5. Indy Red Metallic          | 13. Azure Blue Metallic   |
| 6. Hot Orange Metallic        | 14. Purple Metallic       |
| 7. Malibu Green Metallic      | 15. Pink Diamond Metallic |
| 8. Sunny Summer Yellow        |                           |

### SOLID GEL COLORS


OPTIONS



- |                   |                        |
|-------------------|------------------------|
| 1. Arctic White   | 8. Malibu Green        |
| 2. Light Graphite | 9. Sunny Summer Yellow |
| 3. Graphite       | 10. Cherry Wine        |
| 4. Driftwood      | 11. Zephyr Blue        |
| 5. Ebony          | 12. Dark Blue          |
| 6. Indy Red       | 13. Vapor Blue         |
| 7. Hot Orange     |                        |

### BADGING

OPTIONS



1. White  
2. Graphite  
3. Black

### PREMIUM INTERIORS & COOL TOUCH

OPTIONS



- |                   |                  |                 |
|-------------------|------------------|-----------------|
| 1. Arctic White   | 6. Indy Red      | 11. Zephyr Blue |
| 2. Light Graphite | 7. Hot Orange    | 12. Dark Blue   |
| 3. Graphite       | 8. Summer Yellow | 13. Vapor Blue  |
| 4. Sepia Brown    | 9. Malibu Green  | 14. Azure Blue  |
| 5. Ebony          | 10. Cherrywine   |                 |




- ALL-NEW COOL TOUCH**  
C1. Cool Gunmetal  
C2. Cool Saddle Brown  
C3. Cool Steel  
C4. Cool Black

### SOFT GRIP

OPTIONS

Make each step aboard as comfortable as it is stylish. Available in a variety of coordinating colors, Soft Grip flooring is custom designed and produced by Malibu to ensure an exact fit and match.



- |                   |                                |
|-------------------|--------------------------------|
| 1. Light Graphite | 4. Mojave Brown                |
| 2. Graphite       | 5. Ebony (Only for Deck Track) |
| 3. Sepia Brown    |                                |



STANDARD PACKAGES
& OPTIONS

ENGINES

	20 VTX		21 VLX		21 MLX		23 LSV		22 LSV		25 LSV		23 MXZ		24 MXZ		M240	CB		OB		CB MO		MO	
Malibu Monsoon M5Di	STD	STD	STD	STD	STD	STD	STD	STD	STD	STD	N/A	STD	STD	STD	N/A	N/A	STD	STD	STD	STD	STD	STD	STD	STD	STD
Malibu Monsoon M6Di	OPT	OPT	OPT	OPT	OPT	OPT	OPT	OPT	OPT	OPT	STD	OPT	OPT	OPT	STD	OPT	OPT	OPT	OPT	OPT	OPT	OPT	OPT	OPT	OPT
Malibu Monsoon LT4 Supercharged	N/A	N/A	N/A	N/A	N/A	N/A	OPT	OPT	OPT	OPT	OPT	OPT	OPT	OPT	OPT	STD	N/A	N/A	N/A	N/A	N/A	N/A	N/A	N/A	N/A

ENGINE OPTIONS

Surfpipe	OPT	STD	STD	OPT	OPT	OPT	OPT	OPT	OPT	OPT	STD	N/A	N/A	N/A	N/A	N/A	N/A
Flush Kit - Transom Install	OPT	N/A	N/A	OPT	OPT	OPT	OPT	OPT	OPT	OPT	STD	OPT	OPT	OPT	OPT	OPT	OPT
High-Altitude Torque Prop	OPT	OPT	OPT	OPT	OPT	OPT	OPT	OPT	OPT	OPT	OPT	OPT	OPT	OPT	OPT	OPT	OPT
Speed Prop	OPT	OPT	OPT	OPT	OPT	OPT	OPT	OPT	OPT	OPT	OPT	OPT	OPT	OPT	OPT	OPT	OPT
SRP Saltwater Pkg	OPT	OPT	OPT	OPT	OPT	OPT	OPT	OPT	OPT	OPT	OPT	OPT	OPT	OPT	OPT	OPT	OPT
Shaft Seal - Water-Cooled	STD	STD	STD	STD	STD	STD	STD	STD	STD	STD	STD	STD	STD	STD	STD	STD	STD
Heater - 2 Outlets	OPT	OPT	OPT	OPT	OPT	OPT	OPT	OPT	OPT	OPT	N/A	OPT	OPT	OPT	N/A	N/A	N/A
Heater - 3 Outlets	OPT	N/A	N/A	OPT	OPT	OPT	OPT	OPT	OPT	OPT	N/A	OPT	OPT	OPT	N/A	OPT	OPT
Heater - 5 Outlets	N/A	N/A	N/A	N/A	N/A	N/A	OPT	OPT	OPT	OPT	STD	N/A	N/A	N/A	N/A	N/A	N/A
Shower - Hot Water	OPT	N/A	N/A	OPT	OPT	OPT	OPT	OPT	OPT	OPT	STD	OPT	OPT	OPT	OPT	OPT	OPT
115a Alternator	STD	STD	STD	STD	STD	STD	STD	STD	STD	STD	N/A	STD	STD	STD	STD	STD	STD
170a Alternator	N/A	N/A	N/A	OPT	OPT	OPT	OPT	OPT	OPT	OPT	STD	N/A	N/A	N/A	N/A	N/A	N/A

STEREO COMPONENTS

Wet Sounds Stereo	OPT	OPT	OPT	OPT	OPT	OPT	OPT	OPT	OPT	OPT	STD	OPT	OPT	OPT	OPT	OPT	OPT
Transom Stereo Remote Control	OPT	N/A	N/A	OPT	OPT	OPT	OPT	OPT	OPT	OPT	STD	OPT	OPT	OPT	OPT	OPT	OPT
12" Wet Sounds Subwoofer (w/ Amp)	OPT	OPT	OPT	OPT	OPT	OPT	OPT	OPT	OPT	OPT	OPT	N/A	N/A	N/A	N/A	N/A	N/A
2 - 12 in subs	N/A	N/A	N/A	N/A	OPT	OPT	OPT	N/A	OPT	OPT	STD	N/A	N/A	N/A	N/A	N/A	N/A

TOWERS & ACCESSORIES

TXi Tower (White, Indy Red, Dark Blue, Charcoal, Black)	OPT	N/A	N/A	N/A	N/A	N/A	N/A	N/A	N/A	N/A	N/A	OPT	OPT	OPT	OPT	OPT	OPT
G3.5 Latching Tower	STD	STD	STD	STD	STD	STD	STD	STD	STD	STD	OPT	N/A	N/A	N/A	N/A	N/A	N/A
Gx Tower	N/A	N/A	N/A	OPT	OPT	OPT	OPT	OPT	OPT	OPT	STD	N/A	N/A	N/A	N/A	N/A	N/A
Color - Tower Upgrade (White, Indy Red, Dark Blue, Charcoal, Black) both towers	OPT	OPT	OPT	OPT	OPT	OPT	OPT	OPT	OPT	OPT	OPT	OPT	OPT	OPT	OPT	OPT	OPT
PTM 14" Black Composite Mirror	STD	STD	STD	STD	STD	STD	STD	STD	STD	STD	OPT	STD	STD	STD	STD	STD	STD
PTM Panoramic Tower Mirror 140-degree Billet	OPT	OPT	OPT	OPT	OPT	OPT	OPT	OPT	OPT	OPT	STD	N/A	N/A	N/A	N/A	N/A	N/A
PTM Clamping Spinner Slide-Off Board Rack	OPT	N/A	N/A	OPT	OPT	OPT	OPT	OPT	OPT	OPT	STD	N/A	N/A	N/A	N/A	N/A	N/A
Spinner Combo Slide-Off Board Rack	STD	STD	STD	STD	STD	STD	STD	STD	STD	STD	OPT	OPT	OPT	OPT	OPT	OPT	OPT
Slide-Off Waterski Rack (by side or pair)	OPT	OPT	OPT	OPT	OPT	OPT	OPT	OPT	OPT	OPT	N/A	OPT	OPT	OPT	OPT	OPT	OPT
G-Force Speakers - Wet Sounds Icon 8 (G3.5, White, Black)	OPT	OPT	OPT	OPT	OPT	OPT	OPT	OPT	OPT	OPT	OPT	N/A	N/A	N/A	OPT	OPT	OPT
G-Force Speakers - Wet Sounds Rev 8 w/ Horn (G3.5, White, Black)	OPT	N/A	N/A	OPT	OPT	OPT	OPT	OPT	OPT	OPT	N/A	N/A	N/A	N/A	OPT	OPT	OPT
REV10" (4 speakers included)	N/A	N/A	N/A	OPT	OPT	OPT	OPT	OPT	OPT	OPT	STD	N/A	N/A	N/A	N/A	N/A	N/A

WAKE TECHNOLOGY

Ballast Hi Flo - Bow Malibu Launch System	OPT	OPT	OPT	OPT	OPT	OPT	OPT	OPT	OPT	OPT	STD	N/A	N/A	N/A	N/A	N/A	N/A
Ballast Hi Flo - Center Malibu Launch System	STD	STD	STD	STD	STD	STD	STD	STD	STD	STD	STD	N/A	N/A	N/A	N/A	N/A	N/A
Ballast Hi Flo - Midship Malibu Launch System	N/A	N/A	N/A	N/A	N/A	N/A	N/A	N/A	N/A	N/A	STD	N/A	N/A	N/A	N/A	N/A	N/A
Ballast Hi Flo - Rear Malibu Launch System	STD	STD	STD	STD	STD	STD	STD	STD	STD	STD	STD	N/A	N/A	N/A	N/A	N/A	N/A
Ballast Hi Flo - Plug 'n' Play Plumbing	OPT	OPT	OPT	OPT	OPT	OPT	OPT	OPT	OPT	OPT	N/A	N/A	N/A	N/A	N/A	N/A	N/A
Plug 'n' Play Auto Vents	OPT	OPT	OPT	OPT	OPT	OPT	OPT	OPT	OPT	OPT	N/A	N/A	N/A	N/A	N/A	N/A	N/A
Manual Wedge	N/A	N/A	N/A	N/A	N/A	N/A	N/A	N/A	N/A	N/A	N/A	OPT	OPT	OPT	OPT	OPT	OPT
Power Wedge III (Hydraulic)	OPT	STD	STD	OPT	OPT	OPT	OPT	OPT	OPT	OPT	STD	N/A	N/A	N/A	N/A	N/A	N/A
Surf Band Wrist Band included with Surf Gate	OPT	OPT	OPT	OPT	OPT	OPT	OPT	OPT	OPT	OPT	STD	N/A	N/A	N/A	N/A	N/A	N/A

COCKPIT OPTIONS

Rear View Camera	OPT	N/A	N/A	OPT	OPT	OPT	OPT	OPT	OPT	OPT	STD	N/A	N/A	OPT	OPT	OPT	OPT
Malibu Command Wheel	OPT	N/A	N/A	OPT	OPT	OPT	OPT	OPT	OPT	OPT	STD	N/A	N/A	N/A	N/A	N/A	N/A
Power-Adjustable Helm Seat	OPT	N/A	N/A	OPT	OPT	OPT	OPT	OPT	OPT	OPT	STD	N/A	N/A	N/A	N/A	N/A	N/A
Malibu Wake View Bench Seat™	N/A	N/A	N/A	OPT	OPT	OPT	N/A	OPT	N/A	OPT	N/A	N/A	N/A	N/A	N/A	N/A	N/A
Malibu Multi View Bench Seat™	N/A	N/A	N/A	N/A	N/A	OPT	N/A	OPT	N/A	OPT	N/A	STD	N/A	N/A	N/A	N/A	N/A
Depth-Finder Module	STD	STD	STD	STD	STD	STD	STD	STD	STD	STD	STD	OPT	OPT	OPT	OPT	OPT	OPT
mOS Command Center 7" Dash Display System	STD	STD	STD	STD	STD	STD	STD	STD	STD	STD	STD	N/A	N/A	N/A	STD	STD	STD
mOS Command Center 12.3" Dash Display System	STD	STD	STD	STD	STD	STD	STD	STD	STD	STD	STD	N/A	N/A	N/A	N/A	N/A	N/A
Sport Dash w/ Analog Control Dial	OPT	STD	STD	OPT	OPT	OPT	OPT	OPT	OPT	OPT	STD	N/A	N/A	N/A	N/A	N/A	N/A
Seat Bolster - Flip-up (Driver's)	STD	STD	STD	STD	STD	STD	STD	STD	STD	STD	STD	N/A	N/A	STD	STD	STD	STD
Nonskid - Deck Trac (Complete Deck Kit)	OPT	N/A	N/A	OPT	OPT	OPT	OPT	OPT	OPT	OPT	STD	OPT	OPT	OPT	OPT	OPT	OPT
WakeView Seating	N/A	N/A	N/A	OPT	STD	STD	OPT	STD	STD	STD	STD	N/A	N/A	N/A	N/A	N/A	N/A
Walkover Fill Cushion	N/A	N/A	N/A	N/A	N/A	N/A	N/A	N/A	OPT	OPT	OPT	STD	N/A	N/A	N/A	N/A	N/A
Side-mount Cockpit Table	OPT	N/A	N/A	OPT	OPT	N/A	OPT	N/A	OPT	N/A	OPT	N/A	N/A	N/A	N/A	N/A	N/A
Seat Heater - Driver's	OPT	N/A	N/A	OPT	OPT	OPT	OPT	OPT	OPT	OPT	STD	OPT	OPT	OPT	OPT	OPT	OPT
Zero-Off 3 event with 5 inch gage	N/A	N/A	N/A	N/A	N/A	N/A	N/A	N/A	N/A	N/A	N/A	N/A	N/A	N/A	N/A	N/A	N/A
Zero-Off 3 event with color display	N/A	N/A	N/A	N/A	N/A	N/A	N/A	N/A	N/A	N/A	N/A	N/A	N/A	N/A	N/A	STD	STD
Zero-Off GPS System	STD	STD	STD	STD	STD	STD	STD	STD	STD	STD	STD	OPT	OPT	OPT	STD	STD	STD
Snap-out Carpet Insert	STD	STD	STD	STD	STD	STD	STD	STD	STD	STD	STD	N/A	OPT	OPT	STD	STD	STD
Soft Grip Flooring	OPT	OPT	OPT	OPT	OPT	OPT	OPT	OPT	OPT	OPT	STD	OPT	OPT	OPT	OPT	OPT	OPT

LIGHTING OPTIONS

Lights - Docking (Pair, Stainless)	OPT	N/A	N/A	OPT	OPT	OPT	OPT	OPT	OPT	OPT	STD	OPT	OPT	OPT	OPT	OPT	OPT
Lights - Transom Underwater (Pair, Blue or White)	OPT	N/A	N/A	OPT	OPT	OPT	OPT	OPT	OPT	OPT	STD	N/A	N/A	OPT	OPT	OPT	OPT

HARDWARE

Telescopic Ladder - Platform	OPT	OPT	OPT	OPT	OPT	OPT	OPT	OPT	OPT	OPT	OPT	N/A	OPT	OPT	OPT	OPT	OPT
Pull-up Cleats - 2 Pairs	OPT	OPT	OPT	OPT	OPT	OPT	OPT	OPT	OPT	OPT	OPT	N/A	OPT	OPT	OPT	OPT	OPT
Pull-up Cleats - 3 pair	N/A	N/A	N/A	OPT	OPT	OPT	OPT	OPT	OPT	OPT	STD	N/A	N/A	N/A	N/A	N/A	N/A
Center Pylon	OPT	N/A	N/A	N/A	N/A	N/A	N/A	N/A	N/A	N/A	N/A	STD	STD	STD	STD	STD	STD
Fire-suppression System	OPT	OPT	OPT	OPT	OPT	OPT	OPT	OPT	OPT	OPT	STD	OPT	OPT	OPT	OPT	OPT	OPT
Fender Locks	OPT	N/A	N/A	OPT	OPT	OPT	OPT	OPT	OPT	OPT	STD	N/A	N/A	OPT	OPT	OPT	OPT
Battery Charger	OPT	N/A	N/A	OPT	OPT	OPT	OPT	OPT	OPT	OPT	STD	OPT	OPT	OPT	OPT	OPT	OPT
Sternturn®	N/A	N/A	N/A	OPT	OPT	OPT	OPT	OPT	OPT	OPT	STD	N/A	N/A	N/A	N/A	N/A	N/A
Flip-Down Swimstep	OPT	N/A	N/A	OPT	OPT	OPT	OPT	OPT	OPT	OPT	STD	N/A	N/A	N/A	N/A	N/A	N/A

MISC OPTIONS

CE Package	OPT	OPT	OPT	OPT	OPT	OPT	OPT	OPT	OPT	OPT	OPT	OPT	OPT	OPT	OPT	OPT	OPT
Life Without Limits Album (Boat Build)	OPT	OPT	OPT	OPT	OPT	OPT	OPT	OPT	OPT	OPT	STD	OPT	OPT	OPT	OPT	OPT	OPT
Diamond Multisport Hull	STD	OPT	N/A	OPT	OPT	N/A	N/A	N/A	N/A	N/A	N/A	N/A	N/A	N/A	N/A	N/A	N/A

CANVAS COVERS

Boat Cover - Commercial Sewing (Gray)	OPT	OPT	OPT	OPT	OPT	OPT	OPT	OPT	OPT	OPT	STD	OPT	OPT	OPT	OPT	OPT	OPT
Extended Awning	N/A	N/A	N/A	N/A	N/A	N/A	OPT	N/A	N/A	OPT	STD	N/A	N/A	N/A	N/A	N/A	N/A
Tower Bimini - Commercial Sewing w/ Rope Storage (G3.5 Only) top and boot	OPT	OPT	OPT	OPT	OPT	OPT	OPT	OPT	OPT	OPT	OPT	N/A	N/A	N/A	N/A	N/A	N/A
Tower Bimini - Commercial Sewing w/ Rope Storage (G3.5 Only) extended Gen 2 surf	OPT	OPT	OPT	OPT	OPT	OPT	OPT	OPT	OPT	OPT	OPT	N/A	N/A	N/A	N/A	N/A	N/A
Tower Bimini - Commerical Sewing Gen 2 w/ Rope & Surfboard Storage (G3.5 Only)	OPT	OPT	OPT	OPT	OPT	OPT	OPT	OPT	OPT	OPT	OPT	N/A	N/A	N/A	N/A	N/A	N/A
Tower Bimini - Great Lakes with Flip with surf storage	N/A	N/A	N/A	OPT	OPT	OPT	OPT	OPT	OPT	OPT	OPT	N/A	N/A	N/A	N/A	N/A	N/A
Tower Bimini - Commerical Sewing Gen III Bimini w/ Rope and Surfboard Storage (Gx Only)	N/A	N/A	N/A	OPT	OPT	OPT	OPT	OPT	OPT	OPT	STD	N/A	N/A	N/A	N/A	N/A	N/A
Commercial Sewing Bimini Top/Boot with or without TXi Tower	N/A	N/A	N/A	N/A	N/A	N/A	N/A	N/A	N/A	N/A	N/A	OPT	OPT	OPT	OPT	OPT	OPT
Great Lakes Bimini Top/Boot with or without TXi Tower	N/A	N/A	N/A	N/A	N/A	N/A	N/A	N/A	N/A	N/A	N/A	OPT	OPT	OPT	OPT	OPT	OPT
Commercial Sewing Tournament Bimini	N/A	N/A	N/A	N/A	N/A	N/A	N/A	N/A	N/A	N/A	N/A	OPT	OPT	OPT	OPT	OPT	OPT
Commerical Sewing Gen III Bimini Extended Bimini w/ Rope and Surfboard Storage	N/A	N/A	N/A	N/A	OPT	OPT	OPT	OPT	OPT	OPT	OPT	OPT	OPT	OPT	OPT	OPT	OPT
Boat Cover Over Gx Tower - Commercial Sewing (Gray)	N/A	N/A	N/A	N/A	OPT	OPT	OPT	OPT	OPT	OPT	OPT	OPT	OPT	OPT	OPT	OPT	OPT

TRAILERS

Tandem Axle w/ Brakes	STD	STD	STD	STD	STD	STD	STD	STD	STD	STD	N/A	OPT	OPT	OPT	OPT	OPT	OPT
TriAxle w/ Brakes	N/A	N/A	N/A	N/A	OPT	OPT	N/A	OPT	OPT	OPT	STD	N/A	N/A	N/A	N/A	N/A	N/A
Single Axle	N/A	N/A	N/A	N/A	N/A	N/A	N/A	N/A	N/A	N/A	N/A	STD	STD	STD	STD	STD	STD